

# SIERRA HD

2021 GMC









**GMC**  
WE ARE PROFESSIONAL GRADE



# SIERRA HD

CONTENTS





# LIVE LIKE A PRO

Pros can't be confined. Not with nearly 4 million square miles of the U.S. begging to be explored. Sierra Heavy Duty invites you to pull your world with you. A heavy-duty foundation of strength and extraordinary trailering capability make it possible, while insightful technologies help expand your trailering views. So, venture out in the premium-packed Sierra HD Denali or for road trips without roads, the Sierra HD AT4. Explore the world—with yours confidently in tow.

Experience Professional Grade—the 2021 GMC Sierra Heavy Duty.





# PEAK POWER



<sup>1</sup>Single Rear Wheel (SRW) models only. <sup>2</sup>To avoid the risk of injury, never use recovery hooks to tow a vehicle. For more information, see the Recovery Hooks section of your Owner's Manual.

Like its namesake, this Denali makes a big, bold statement. Sierra HD Denali is the peak of GMC heavy-duty power and presence.

- 6.6L DURAMAX TURBO DIESEL OFFERING 445 HP AND 910 LB-FT OF TORQUE IS AVAILABLE
- ALLISON® 10-SPEED AUTOMATIC TRANSMISSION IS AVAILABLE
- WORLD'S FIRST SIX-FUNCTION GMC MULTIPRO™ TAILGATE
- LARGE GRILLE AND FUNCTIONAL HOOD SCOOP PROVIDE COOL AIR TO THE AVAILABLE DURAMAX TURBO DIESEL
- OFF-ROAD SUSPENSION WITH RANCHO® SHOCKS<sup>1</sup> AND SKID PLATES
- HIGH-INTENSITY LED HEADLAMPS AND LED TAILLAMPS, WHEEL ARCH LAMPS, FOG LAMPS AND CARGO BED LAMPS
- SMOKED AMBER LED ROOF MARKER LAMPS
- CHROME VERTICAL RECOVERY HOOKS<sup>2</sup>
- 20" MULTIDIMENSIONAL POLISHED ALUMINUM WHEELS (SRW MODELS)



# DENALI







**SIERRA HD DENALI OFFERS:**

- | MULTICOLOR 15" DIAGONAL HEAD-UP DISPLAY (HUD) IS AVAILABLE
- | REAR CAMERA MIRROR, A FIRST FOR A HEAVY DUTY IN ITS CLASS, IS AVAILABLE
- | UP TO 15 CAMERA VIEWS,<sup>1</sup> INCLUDING TRANSPARENT TRAILER VIEW, ARE AVAILABLE
- | SPACIOUS CREW CAB WITH 43.0" OF FRONT HEAD ROOM, 44.5" OF FRONT LEG ROOM AND 43.4" OF REAR LEG ROOM
- | PERFORATED FORGE LEATHER SEATING SURFACES, AUTHENTIC OPEN-PORE WOOD, ALUMINUM TRIM AND CHROME ACCENTS
- | BOSE® PREMIUM AUDIO SYSTEM WITH RICHBASS WOOFER

There's a lot to see in Sierra HD Denali, as well as the room to take it all in. Its available multicolor 15" diagonal Head-Up Display projects key information onto the windshield to help you keep your eyes on the road. Information includes speed, select safety information, Navigation,<sup>2</sup> front tire angle and left-and-right tilt. One of the up to 15 different camera views<sup>1</sup> Sierra Heavy Duty offers is the available Rear Camera Mirror that can be used as a conventional rearview mirror or as a camera-based rearview display. It helps provide a wider, less-obstructed view while changing lanes and checking traffic conditions.

Discover more of Sierra Heavy Duty's available safety and driver-assistance features at [gmc.com/sierrahavyduty/safety](http://gmc.com/sierrahavyduty/safety).

Safety or driver-assistance features are no substitute for the driver's responsibility to operate the vehicle in a safe manner. The driver should remain attentive to traffic, surroundings and road conditions at all times. Visibility, weather and road conditions may affect feature performance. Read the vehicle Owner's Manual for more important feature limitations and information.



**HEIGHTENED SURROUNDINGS**

<sup>1</sup>Some camera views require available accessory camera and installation. Not compatible with all trailers. See your dealer for details. <sup>2</sup>Map coverage available in the United States, Puerto Rico and Canada.



# THE PINNACLE BEYOND THE PEAK

The Sierra HD Denali Black Diamond Edition does the seemingly impossible. It starts with the Denali Ultimate Package on 2500 and 3500 HD SRW models and takes it to new heights by adding features that make it the utmost premium-duty truck.

- EBONY TWILIGHT METALLIC EXTERIOR COLOR
- EXCLUSIVE 20" HIGH-GLOSS BLACK PAINTED ALUMINUM WHEELS
- POWER-RETRACTABLE ASSIST STEPS WITH STAINLESS STEEL ACCENTS AND LED PERIMETER LIGHTING
- PREMIUM FLOOR LINERS WITH REMOVABLE CARPET INSERTS
- MULTICOLOR 15" DIAGONAL HEAD-UP DISPLAY AND REAR VISION CAMERA<sup>1</sup>
- DURAMAX 6.6L TURBO DIESEL V8 PAIRED WITH THE ALLISON 10-SPEED AUTOMATIC TRANSMISSION
- ACCESSORY MULTIPRO AUDIO SYSTEM BY KICKER<sup>®2</sup>

<sup>1</sup>Safety or driver-assistance features are no substitute for the driver's responsibility to operate the vehicle in a safe manner. Read the vehicle Owner's Manual for important feature limitations and information. <sup>2</sup>Non-GM warranty. Limited warranty by KICKER,® 3 years/36,000 miles, whichever comes first. For more information, contact your dealer.





# TAME THE WILD



■ DURAMAX 6.6L TURBO DIESEL V8 PAIRED WITH THE ALLISON 10-SPEED AUTOMATIC TRANSMISSION IS AVAILABLE

■ OFF-ROAD SUSPENSION WITH RANCHO SHOCKS AND SKID PLATES

■ NEW 18" MUD-TERRAIN<sup>1</sup> OR 20" ALL-TERRAIN TIRES ARE AVAILABLE

■ WORLD'S FIRST SIX-FUNCTION GMC MULTIPRO TAILGATE

■ RED VERTICAL RECOVERY HOOKS<sup>2</sup>

■ HIGH-INTENSITY LED HEADLAMPS AND LED TAILLAMPS, WHEEL ARCH LAMPS, FOG LAMPS AND CARGO BED LAMPS

■ TRACTION SELECT SYSTEM WITH OFF-ROAD AND TOW/HAUL MODES

■ SPRAY-ON BEDLINER WITH AT4 LOGO



# AT4

Sierra HD AT4 conquers rugged challenges with powerful engine options and advanced off-road capabilities. On select models, a max ground clearance of more than 10", along with a max front-approach angle of nearly 27 degrees, helps you confidently clear harsh terrain. Power comes from either a 6.6L V8 direct-injection gasoline engine or the available 6.6L Duramax Turbo Diesel engine paired with an Allison 10-speed automatic transmission. You'll master unforgiving terrain with Rancho shocks, skid plates, an Eaton® automatic locking rear differential and the choice of standard 18" or available 20" all-terrain tires or available 18" mud-terrain<sup>1</sup> tires. Easily shift among multiple settings with the Traction Select System, including Off-Road mode to help improve traction and control on gravel or mud. The 2-speed AutoTrac transfer case with an active automatic 4WD setting provides seamless shifting between two- and four-wheel drive based on surface conditions.




Sierra HD AT4 images shown throughout include available accessories.

<sup>1</sup>This tire has a reduction in conventional trailering capacity. Available on 2500 Heavy Duty models only. See your dealer for details. <sup>2</sup>To avoid the risk of injury, never use recovery hooks to tow a vehicle. For more information, see the Recovery Hooks section of your Owner's Manual.







# GREAT INDOORS



# AT4

### SIERRA HD AT4 OFFERS:

- PERFORATED FRONT LEATHER SEATING SURFACES IN JET BLACK WITH KALAHARI ACCENTS
- PREMIUM FLOOR LINERS WITH REMOVABLE CARPET INSERTS
- MULTICOLOR 15" DIAGONAL HEAD-UP DISPLAY AND REAR CAMERA MIRROR<sup>1</sup> ARE AVAILABLE
- UP TO 15 CAMERA VIEWS,<sup>2</sup> INCLUDING SURROUND VIEW AND TRANSPARENT TRAILER VIEW, ARE AVAILABLE

Sierra HD AT4's durable yet refined cabin offers premium materials and advanced technologies for comfort and control. The Jet Black interior with Kalahari accents features a leather-wrapped heated steering wheel, 10-way power front seats with heated and ventilated leather seating surfaces, heated rear outboard seats and smart storage compartments. To give you a clear view of vehicle information in your line of sight, the available multicolor 15" diagonal Head-Up Display projects key information onto the windshield. Information includes an Off-Road Inclinometer that shows the fore-and-aft tilt, front tire angle and left-and-right tilt.



<sup>1</sup>Safety or driver-assistance features are no substitute for the driver's responsibility to operate the vehicle in a safe manner. Read the vehicle Owner's Manual for important feature limitations and information. <sup>2</sup>Safety or driver-assistance features are no substitute for the driver's responsibility to operate the vehicle in a safe manner. Read the vehicle Owner's Manual for important feature limitations and information. Some camera views require available accessory camera and installation. Not compatible with all trailers. See your dealer for details.







#### SIERRA HD SLT OFFERS:

- 6.6L GASOLINE V8 ENGINE
- 6.6L DURAMAX TURBO DIESEL IS AVAILABLE
- ALLISON 10-SPEED AUTOMATIC TRANSMISSION IS AVAILABLE
- WORLD'S FIRST SIX-FUNCTION GMC MULTIPRO TAILGATE
- MULTIPLE CAMERA VIEWS,<sup>1</sup> INCLUDING SURROUND VIEW AND TRANSPARENT TRAILER VIEW, ARE AVAILABLE
- PROGRADE™ TRAILERING SYSTEM WITH IN-VEHICLE TRAILERING APP<sup>2</sup>
- TRACTION SELECT SYSTEM WITH AVAILABLE OFF-ROAD AND TOW/HAUL MODES

Sierra HD SLT is all about capability—doing more with more. Inside, you'll find the roomy, well-appointed cabin you expect from GMC—with a tall, commanding view, perforated leather-appointed front outboard seats, a heated leather steering wheel and a Premium GMC Infotainment System<sup>3</sup> with 8" diagonal color touch-screen. Outside, the roll-formed high-strength steel bed provides the cargo volume you need in all configurations—from 69.6 cu. ft.<sup>4</sup> (standard bed) to 83.5 cu. ft.<sup>4</sup> (long bed). To better handle varying situations, the available Traction Select System lets you choose different drive modes for trailering or hauling heavy loads. The ProGrade Trailering System also enhances your confidence with an in-vehicle Trailering App.<sup>2</sup>

<sup>1</sup>Safety or driver-assistance features are no substitute for the driver's responsibility to operate the vehicle in a safe manner. Read the vehicle Owner's Manual for important feature limitations and information. Some camera views require available accessory camera and installation. Not compatible with all trailers. See your dealer for details. <sup>2</sup>App functionality and features vary with vehicle equipment and trim level. Data connection may be required. Some features require active service plan and working electrical system. User terms and limitations apply. <sup>3</sup>Functionality varies by model. Full functionality requires compatible Bluetooth® and smartphone, and USB connectivity for some devices. <sup>4</sup>Cargo and load capacity limited by weight and distribution.

# SLT



## CONSIDER IT DONE





## HOW SIERRA HEAVY DUTY EARNS ITS NAME

The ability to pull and haul the heaviest loads while delivering a smooth, comfortable ride. This heavy-duty truck dream is a reality in Sierra Heavy Duty. GMC engineers achieved capability and comfort by using an optimized body structure, isolating cab mounts as well as these components:



**PURPOSE-BUILT FOUNDATION** Sierra Heavy Duty features a fully boxed ladder frame with nine high-strength steel cross-members for strong, confident trailering and load hauling. A combination of high-strength and ultra-high-strength steel is used throughout the cab and frame.

**RESPONSIVE SUSPENSION** Sierra Heavy Duty utilizes a robust short-/long-arm independent front suspension to deliver carrying capability while reducing vibration, increasing ride comfort and improving handling.



**POWER TRANSFER** A 2-speed AutoTrac transfer case with an active four-wheel-drive setting is also available, providing seamless shifting between two- and four-wheel drive based on conditions.

**DIGITAL VARIABLE STEERING ASSIST** Delivering an enhanced sense of control to the driver on the highway and in the parking lot, available Digital Variable Steering Assist helps reduce driver fatigue and optimizes driver steering effort at high speeds and maneuverability at low speeds.

**ELEVATED GROUND CLEARANCE** Engineered to clear unforgiving terrain, Sierra Heavy Duty offers at least 10" of ground clearance, along with an optimized approach angle.

**X31 OFF-ROAD PACKAGE** For road-less adventuring, Sierra Heavy Duty provides off-road abilities without sacrificing heavy-duty capabilities. The available X31 Off-Road Package adds a purposefully tuned off-road suspension, Rancho shocks, skid plates (protecting the oil pan, front axle and transfer case), Hill Descent Control—which leverages ABS braking technology for a smooth, controlled descent over uneven surfaces—and all-terrain blackwall tires.

**SNOWPLOW PREP/CAMPER PACKAGE** Add this package to your Sierra Heavy Duty 4WD, and a 220-amp alternator, increased front Gross Axle Weight Rating, skid plates, a pass-through dash grommet hole and roof emergency light provisions enhance your capabilities.







## PULL YOUR WORLD

Strong, robust chassis components—frame, axles and prop shaft—as well as the advancements below help Sierra Heavy Duty achieve an available 36,000-lb<sup>1</sup> max trailering capability (30,990 lbs<sup>1</sup> as shown).

### DUAL PATH AIR INDUCTION SYSTEM

To help maintain optimal operating temperatures of the available 6.6L Duramax Turbo Diesel V8 engine, the Dual Path Air Induction System draws dense, cool air through both the hood scoop and the large grille to maximize horsepower and help optimize trailering performance.

### DIESEL AFTER-RUN

A factory-installed Diesel After-Run feature is designed to help cool down the 6.6L Duramax Turbo Diesel V8 engine following heavy usage. When the truck is turned off after towing heavy loads, the system may automatically restart the engine. A chime sounds and Driver Information Center messages are displayed to let you know. The engine will then automatically shut down after 10 to 15 minutes of run time or earlier if the engine has cooled sufficiently.

### LARGE REAR PROP SHAFTS

To achieve heavy-duty capabilities, the prop shafts and U-joints are optimized to handle high torque output and improve durability. The ring gear in the rear axle on 3500 Heavy Duty models with the 6.6L Duramax Turbo Diesel V8 engine is also large—measuring 12" to help deliver up to 910 lb-ft of torque in first gear.<sup>2</sup> On 2500 Heavy Duty models, the rear ring gear measures 11.5"

### STOPPING POWER

Braking capabilities include large four-wheel disc brakes with Duralife rotors and extended-hold Hill Start Assist, which provides extra time to start uphill from a complete stop. There's also a Brake Pad Life Monitor and an Electric Parking Brake, which includes Steep Grade Apply and Park Grade Hold Assist. The hold-assist feature helps prevent movement when shifting out of park on a hill and moving a foot from the brake to the accelerator pedal by automatically applying the brakes at each wheel for an extended period of time.

<sup>1</sup>36,000-lb rating requires properly equipped 3500 HD Regular Cab DRW 2WD model equipped with available 6.6L Duramax Turbo Diesel engine, Max Trailering Package and gooseneck hitch. 30,990-lb rating requires properly equipped 3500 HD Crew Cab DRW 4WD model equipped with available 6.6L Duramax Turbo Diesel engine and a gooseneck or fifth-wheel hitch. Maximum trailering ratings are intended for comparison purposes only. Before you buy a vehicle or use it for trailering, carefully review the trailering section of the Owner's Manual. The trailering capacity of your specific vehicle may vary. The weight of passengers, cargo and options or accessories may reduce the amount you can trailer.





# PROGRADE TRAILERING PULLS IT TOGETHER

Knowledge is powerful. It's also the foundation of your confident trailering experience. Sierra Heavy Duty offers you the tools to help stay in control of your truck and trailer with the available ProGrade Trailering System. This suite of intelligent trailering technologies streamlines the hitching and trailering process to help give you more control and confidence.

## IN-VEHICLE TRAILERING APP<sup>1</sup>

The available in-vehicle Trailering App is integrated with and accessible through Sierra's infotainment system,<sup>2</sup> with features including defined trailer profiles based on trailer name, trailer type and trailer hitch type. There are also maintenance reminders, predeparture checklists, a Trailer Light Sequence Test, trailer electrical diagnostics and an available Trailer Tire Pressure Monitoring System.<sup>3</sup>

## myGMC MOBILE APP<sup>4</sup>

The available myGMC mobile app gives you access to features such as creating and managing trailer profiles (shareable with other compatible Sierra owners), a Trailer Light Sequence Test, predeparture checklists (or create your own) and a Trailer Load Calculator to determine the combined weight of your truck and trailer. You can monitor trailering operations and view and receive alerts on key components of your trailer such as tire pressure monitoring<sup>3</sup> and trailer miles.

## TRAILERING MIRRORS

To further heighten the view of your surroundings, Sierra Heavy Duty offers mirrors with available features such as power-extension, -retraction and -folding capabilities, auxiliary spot lamps, amber clearance lamps, auto-dimming upper glass and perimeter lighting.

## SMART TRAILER INTEGRATION

Sierra Heavy Duty offers the available ASA Electronics iN•Command<sup>®</sup> Control System.<sup>5</sup> It lets you monitor and control a range of smart system functions, such as water tank levels, climate controls and even power slide-outs in recreational trailers equipped with GlobalConnect technology. It's integrated with and accessible through the myGMC mobile app<sup>4</sup> (on compatible iPhone<sup>®</sup> and Android<sup>™</sup> smartphones) or on Sierra Heavy Duty's infotainment system<sup>2</sup> via wireless Apple CarPlay<sup>™6</sup> and wireless Android Auto.<sup>™7</sup>

## TRACTION SELECT SYSTEM WITH TOW/HAUL MODE

The available Traction Select System lets you switch seamlessly among multiple traction configurations (based on equipment), including Tow/Haul mode and available Off-Road mode, to optimize powertrain calibrations, traction control settings and the stability control system for a variety of terrain and driving conditions. The system retains the tow/haul settings for up to 4 hours after the vehicle is turned off.



<sup>1</sup>App functionality and features vary with vehicle equipment and trim level. Data connection may be required. Some features require active service plan and working electrical system. User terms and limitations apply. <sup>2</sup>Functionality varies by model. Full functionality requires compatible Bluetooth and smartphone, and USB connectivity for some devices. <sup>3</sup>Requires available Trailer Tire Pressure Monitoring System and installation of trailer tire pressure monitor sensors. <sup>4</sup>Device data connection required. Available on select Apple<sup>®</sup> and Android devices. Some features require active service plan and working electrical system. Service availability, features and functionality vary by vehicle. <sup>5</sup>iN•Command is provided by ASA Electronics and is designed to operate within 30 feet of the trailer. Works with trailers equipped with the iN•Command Control System with GlobalConnect via Bluetooth connection. Control and monitoring functionality varies by trailer manufacturer, model and installed options. Use of the iN•Command Control System feature through the myGMC mobile app requires active service plan. User terms apply. See onstar.com for details and limitations. <sup>6</sup>Vehicle user interface is a product of Apple<sup>®</sup> and its terms and privacy statements apply. Requires compatible iPhone<sup>®</sup> and data plan rates apply. Apple CarPlay is a trademark of Apple, Inc. Siri, iPhone and Apple Music are trademarks of Apple, Inc., registered in the U.S. and other countries. <sup>7</sup>Vehicle user interface is a product of Google<sup>™</sup> and its terms and privacy statements apply. Requires the Android Auto app on Google Play and a compatible Android smartphone. Data plan rates apply. You can check which smartphones are compatible at [g.co/androidauto/requirements](http://g.co/androidauto/requirements). Android Auto is a trademark of Google LLC.






## POWERFUL PAIRING

### AVAILABLE 6.6L DURAMAX TURBO DIESEL V8

- 445 HP WITH 910 LB-FT OF TORQUE
- LARGE 28" VARIABLE-SPEED COOLING FAN
- DUAL PATH AIR INDUCTION SYSTEM
- FACTORY-INSTALLED DIESEL AFTER-RUN
- INTELLIGENT DIESEL EXHAUST BRAKE SYSTEM
- 36,000-LB<sup>1</sup> MAX TRAILERING CAPABILITY IS AVAILABLE (18,500 LBS<sup>1</sup> AS SHOWN)

### AVAILABLE ALLISON 10-SPEED AUTOMATIC TRANSMISSION

- OPTIMIZES GEAR SHIFTS FOR MAXIMUM POWER, TORQUE AND EFFICIENCY
- RIGHT GEAR FOR THE SITUATION KEEPS RPM IN IDEAL POWER BAND
- CHAIN-DRIVEN POWER TAKEOFF<sup>2</sup> IS AVAILABLE




<sup>1</sup>36,000-lb rating requires properly equipped 3500 HD Regular Cab DRW 2WD model equipped with available 6.6L Duramax Turbo Diesel engine, Max Trailering Package and gooseneck hitch. 18,500-lb rating requires a properly equipped 2500 HD Crew Cab model with available 6.6L Duramax Turbo Diesel V8 engine. Maximum trailering ratings are intended for comparison purposes only. Before you buy a vehicle or use it for trailering, carefully review the trailering section of the Owner's Manual. The trailering capacity of your specific vehicle may vary. The weight of passengers, cargo and options or accessories may reduce the amount you can trailer. <sup>2</sup>Available on Base Sierra and SLE trims.





# FUEL YOUR PURSUITS



## 6.6L DIRECT-INJECTION GASOLINE V8

- 401 HP AND 464 LB-FT OF TORQUE
- FIRST HEAVY-DUTY TRUCK IN ITS CLASS WITH A DIRECT-INJECTION GASOLINE ENGINE
- CONTINUOUSLY VARIABLE VALVE TIMING (VVT) FOR PRECISE AIR DELIVERY
- PAIRED WITH A 6-SPEED AUTOMATIC TRANSMISSION
- 17,370 LBS<sup>1</sup> MAX TRAILERING CAPABILITY (16,380 LBS<sup>1</sup> AS SHOWN)

<sup>1</sup>17,370-lb rating requires a properly equipped 2500 HD Regular Cab 2WD model with 6.6L gasoline V8 engine, 17" wheels and a fifth-wheel or gooseneck hitch. 16,380-lb rating requires a properly equipped 2500 HD Crew Cab standard bed 4WD model with 6.6L gasoline V8 engine and a fifth-wheel or gooseneck hitch. Maximum trailering ratings are intended for comparison purposes only. Before you buy a vehicle or use it for trailering, carefully review the trailering section of the Owner's Manual. The trailering capacity of your specific vehicle may vary. The weight of passengers, cargo and options or accessories may reduce the amount you can trailer.





## CONFIDENCE IN SIGHT

### UP TO 15 AVAILABLE CAMERA VIEWS:<sup>1</sup>

- |   |  |    |   |
|---|--|----|---|
| 1 | TRANSPARENT TRAILER VIEW<br>(requires compatible conventional trailer) | 8  | REAR TOP-DOWN VIEW  |
| 2 | HITCH VIEW   | 9  | BOWL VIEW   |
| 3 | BED VIEW (WITH ZOOM VIEW AND HITCH GUIDANCE)                           | 10 | FRONT SIDE VIEW   |
| 4 | FRONT CAMERA VIEW  | 11 | REAR SIDE VIEW (WITH TRAILER BIASING)                           |
| 5 | REAR CAMERA VIEW   | 12 | REAR TRAILER VIEW (WITH GUIDELINES AND TRAILER ANGLE INDICATOR) |
| 6 | SURROUND VIEW  | 13 | INSIDE TRAILER VIEW   |
| 7 | FRONT TOP-DOWN VIEW  | 14 | PICTURE-IN-PICTURE SIDE VIEW                                    |
|   |  | 15 | REAR CAMERA MIRROR  |

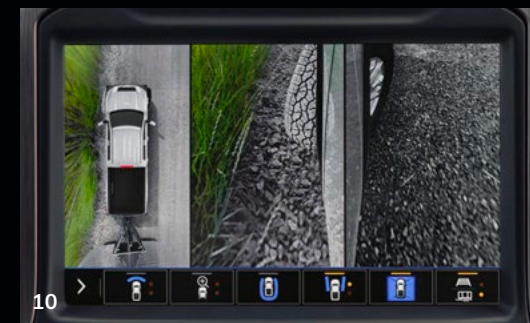
In Sierra Heavy Duty, your confidence is enhanced by up to 15 available camera views<sup>1</sup>—including the industry-first available transparent trailer view, which helps you virtually see right through the compatible conventional trailer. And for 2021, the following are just a few of the enhancements designed to further increase your trailering awareness:

**JACK-KNIFE ALERT** This available feature tracks the position of the compatible conventional trailer in relation to the truck, and if the front of the trailer approaches the rear of the truck, an alert is displayed that you're in a potential jack-knife situation. Based on equipment and user settings, the visual alert may be accompanied by audible or Safety Alert Seat notifications.

**TRAILER LENGTH INDICATOR** When enabled and driving forward with the turn signal activated, the available Trailer Length Indicator displays as a red overlay twice the length of the compatible conventional trailer to help show when other vehicles are present and may interfere with a lane-change maneuver.

The following views and features are not compatible with fifth-wheel or gooseneck trailers: transparent trailer view and rear side view biasing, Rear Trailer Guidelines with Trailer Angle Indicator, Trailer Length Indicator and Jack-Knife Alert.

<sup>1</sup>Some camera views require available accessory camera and installation. Not compatible with all trailers. See your dealer for details.



Safety or driver-assistance features are no substitute for the driver's responsibility to operate the vehicle in a safe manner. The driver should remain attentive to traffic, surroundings and road conditions at all times. Visibility, weather and road conditions may affect feature performance. Read the vehicle Owner's Manual for more important feature limitations and information.





## SAFE PASSAGE

Sierra Heavy Duty offers a number of available active safety and driver-assistance technologies that help in driving and trailering situations. Many of these innovations use a combination of cameras, short- and long-range radars and ultrasonic sensors to help you avoid potential collisions and make you and your companions feel safe, secure and confident.



### SIERRA HEAVY DUTY OFFERS:

- LANE CHANGE ALERT WITH SIDE BLIND ZONE ALERT
- REAR CROSS TRAFFIC ALERT
- AUTOMATIC EMERGENCY BRAKING
- SAFETY ALERT SEAT
- LANE DEPARTURE WARNING
- FORWARD COLLISION ALERT
- INTELLIBEAM—AUTO HIGH BEAMS
- FRONT AND REAR PARK ASSIST
- HIGH DEFINITION SURROUND VISION
- REAR CAMERA MIRROR AND BED VIEW CAMERA
- MULTICOLOR 15" DIAGONAL HEAD-UP DISPLAY
- HIGH DEFINITION REAR VISION CAMERA
- NEW TRAILERING-ASSISTANCE TECHNOLOGIES: JACK-KNIFE ALERT (SHOWN MIDDLE RIGHT) AND TRAILER LENGTH INDICATOR (SHOWN BOTTOM RIGHT) FOR COMPATIBLE CONVENTIONAL TRAILERS. NOT COMPATIBLE WITH FIFTH-WHEEL OR GOOSENECK TRAILERS.

Safety or driver-assistance features are no substitute for the driver's responsibility to operate the vehicle in a safe manner. The driver should remain attentive to traffic, surroundings and road conditions at all times. Visibility, weather and road conditions may affect feature performance. Read the vehicle Owner's Manual for more important feature limitations and information.







- CARGO VOLUME: STANDARD BED, 69.6 CU. FT.;<sup>1</sup> LONG BED, 83.5 CU. FT.<sup>1</sup>
- ROLL-FORMED HIGH-STRENGTH STEEL BED FLOOR
- 12 CARGO TIE-DOWNS RATED AT 500 LBS<sup>1</sup> PER CORNER
- UP TO NINE ADDITIONAL MOVABLE ACCESSORY UPPER TIE-DOWNS ARE AVAILABLE
- CORNERSTEP REAR BUMPER WITH LARGE FOOTWELLS
- SIDE BED STEPS ARE STANDARD FOR EASY ACCESS EVEN WITH A GOOSENECK OR FIFTH-WHEEL TRAILER HITCHED
- LED CARGO BED LIGHTING IS AVAILABLE
- 120-VOLT BED-MOUNTED POWER OUTLET IS AVAILABLE

Sierra Heavy Duty offers beds that are long and wide to handle your biggest loads. The bed height makes for comfortable lift-in loading and is optimized for gooseneck/fifth-wheel trailer clearance. To help protect the floor, a spray-on bedliner is standard on Denali and AT4 and available on other trims. The available factory-installed Gooseneck/Fifth-Wheel Prep Package includes a frame-mounted hitch platform ready to accept a fifth-wheel hitch or gooseneck ball, a bed-mounted trailer wiring connector and stamped bed holes with removable caps installed.

<sup>1</sup>Cargo and load capacity limited by weight and distribution. Standard bed shown at right.

THIS IS MORE LIKE IT





## SIX FUNCTIONS THAT CHANGE EVERYTHING

New for 2021, the World's First Six-Function GMC MultiPro Tailgate is now standard on all models, except Base Sierra Heavy Duty. And to enjoy your music outdoors, the available accessory MultiPro Audio System by KICKER®<sup>1</sup> can be integrated into the MultiPro Tailgate.



**PRIMARY GATE** Open the primary gate using the key fob's power release from inside the truck or from a button on the gate.



**PRIMARY GATE LOAD STOP** With the primary gate open, the load stop can help prevent items from sliding out of the bed.



**EASY ACCESS** The inner gate folds down for easy access when loading and unloading the bed.



**FULL-WIDTH STEP** The inner gate folds into a large step for easy access, holding up to 375 lbs.



**INNER GATE LOAD STOP** The inner gate also includes a load stop to help prevent second-tier items from sliding out of the bed.



**INNER GATE WITH WORK SURFACE** The opened inner gate provides a work surface as well as second-tier loading.

<sup>1</sup>Non-GM warranty. Limited warranty by KICKER® 3 years/36,000 miles, whichever comes first. For more information, contact your dealer.



# MULTIPRO TAILGATE





## IN TOUCH. IN COMMAND.



### SIERRA HEAVY DUTY OFFERS:

- ▶ GMC CONNECTED SERVICES<sup>1</sup>
- ▶ ONSTAR<sup>®</sup> SAFETY AND SECURITY<sup>2</sup>
- ▶ myGMC MOBILE APP<sup>3</sup>
- ▶ AMAZON ALEXA BUILT-IN<sup>4</sup>
- ▶ 4G LTE WI-FI<sup>®</sup> HOTSPOT<sup>5</sup>
- ▶ WIRELESS APPLE CARPLAY<sup>™6</sup> COMPATIBILITY
- ▶ WIRELESS ANDROID AUTO<sup>7</sup> COMPATIBILITY
- ▶ IN-VEHICLE APPS<sup>8</sup> SUCH AS SPOTIFY<sup>®9</sup>

<sup>1</sup>Connected services vary by vehicle model and require active service plan, working electrical system, cell reception and GPS signal. Does not include emergency or security services. See onstar.com for details and limitations. <sup>2</sup>OnStar plan, working electrical system, cell reception and GPS signal required. OnStar links to emergency services. See onstar.com for details and limitations. <sup>3</sup>Available on select Apple<sup>®</sup> and Android devices. Service availability, features and functionality vary by vehicle, device and the plan you are enrolled in. Terms apply. Device data connection required. See onstar.com for details and limitations. <sup>4</sup>Functionality is subject to limitations and varies by vehicle, infotainment system and location. Select service plan required. Certain Alexa Skills require account linking to use. Amazon, Alexa, Amazon Music and all related marks are trademarks of Amazon.com, Inc., or its affiliates. See onstar.com for additional details. <sup>5</sup>Service varies with conditions and location. Requires active service plan and paid AT&T<sup>®</sup> data plan. See onstar.com for details and limitations. <sup>6</sup>Vehicle user interface is a product of Apple<sup>®</sup> and its terms and privacy statements apply. Requires compatible iPhone<sup>®</sup> and data plan rates apply. Apple CarPlay is a trademark of Apple, Inc. Siri, iPhone and Apple Music are trademarks of Apple, Inc., registered in the U.S. and other countries.



### MORE CONFIDENCE, MORE CONNECTIVITY, MORE CHOICE

Prepare for the unexpected and enjoy the seamless experience of a completely connected drive. GMC Connected Services offers you an elevated ownership experience. And with available OnStar, you get added peace of mind knowing an Emergency-Certified Advisor<sup>10</sup> is ready to help 24/7.

**24/7 LIFELINE** When the unexpected happens, the last thing you want to be is alone. With OnStar, you can have added peace of mind knowing help is only a button-push away. The available OnStar Safety & Security Plan<sup>2</sup> provides 24/7 access to a specially trained OnStar Advisor who can help in the event of a crash, vehicle theft,<sup>11</sup> emergency or other unexpected situation you may encounter on the road. If a vehicle crash is detected, available Automatic Crash Response<sup>12</sup> can alert an Emergency-Certified Advisor<sup>10</sup> who can send help, even if you can't ask for it. Drive with added confidence knowing a real person is always ready to help.

**myGMC MOBILE APP** Convenience, command and control, in or out of your vehicle. With the available myGMC mobile app,<sup>3</sup> you can start your engine, check fuel levels and tire pressure and even personalize your vehicle by setting radio station favorites and

installing in-vehicle apps<sup>8</sup>—all from your smartphone. You can also schedule service appointments, learn driving tips and more.

**EXPLORE MORE, ALEXA'S ON BOARD** The Alexa functionality you enjoy at home is now fully integrated into your GMC Infotainment System.<sup>13</sup> With available Alexa Built-In,<sup>4</sup> you can use voice commands to stream your favorite music services such as Spotify<sup>9</sup> or Amazon Music, get directions, make calls, change your radio station and get routes to the nearest dealership—on the go. Alexa can also make shopping lists, play and resume audiobooks and get the score to last night's game.

**WIRELESS, SEAMLESS, EFFORTLESS** Convenient cordless control is yours with available wireless Apple CarPlay<sup>™6</sup> compatibility.<sup>6</sup> Without plugging in a single wire, Apple CarPlay<sup>™</sup> connects your iPhone<sup>®</sup> to Sierra's infotainment screen, allowing access to Apple Music,<sup>™</sup> Apple Maps, Siri<sup>®</sup> and other functions. The same goes for available wireless Android Auto compatibility,<sup>7</sup> which connects you to Google Maps, YouTube Music, Google Assistant<sup>™</sup> and more apps and functions through your Android phone.

<sup>7</sup>Vehicle user interface is a product of Google and its terms and privacy statements apply. Requires the Android Auto app on Google Play and a compatible Android smartphone. Data plan rates apply. You can check which smartphones are compatible at g.co/androidauto/requirements. Google, Android Auto, Google Maps and YouTube are trademarks of Google LLC. <sup>8</sup>Available on select 2017 model year and newer GM vehicles with compatible hardware. Third-party trademarks are the property of their respective third-party owners and used under agreement. Requires active service plan and paid AT&T vehicle data plan. See onstar.com for details and limitations. <sup>9</sup>Requires premium subscription to use Spotify. Visit spotify.com/auto on your smartphone, tablet or computer to purchase a Premium Spotify subscription. Available only on vehicles equipped with an iOS, IQU or IOT infotainment system. <sup>10</sup>OnStar Emergency Advisors are certified by the International Academies of Emergency Dispatch. <sup>11</sup>Requires armed GM factory-installed theft-deterrent system and enrollment to receive alerts. Additional texting and data rates apply. Doesn't prevent theft, damage or loss. <sup>12</sup>Not all vehicles may transmit all crash data. <sup>13</sup>Functionality varies by model. Full functionality requires compatible Bluetooth and smartphone, and USB connectivity for some devices.





# 20

## YOUR SIERRA HEAVY DUTY AWAITS

KEY FEATURES	SIERRA	SLE	SLT	AT4	DENALI
<b>CAPABILITY</b>					
6.6L Gasoline V8 Engine With Direct Injection	●	●	●	●	●
6.6L Duramax Turbo Diesel V8 Engine	○	○	○	○	○
Allison® 10-Speed Automatic Transmission	○	○	○	○	○
20" All-Terrain Tires (Single Rear Wheel [SRW] Models Only)	—	○	○	○	●
18" Mud-Terrain Tires* [2500 Heavy Duty Models Only]	—	—	—	○	—
Traction Select System With Tow/Haul Mode	—	○	●	●	●
Digital Variable Steering Assist	—	—	●	●	●
Duralife Brake Rotors	●	●	●	●	●
Integrated Trailer Brake Controller	○	●	●	●	●
Automatic Locking Rear Differential	●	●	●	●	●
AutoTrac Transfer Case [2-Speed Active]	—	○	○	●	●
<b>INTERIOR</b>					
40/20/40 Front Bench Seat	●	●	○	—	—
Heated and Ventilated Front Bucket Seats	—	—	○	●	●
Heated Leather-Wrapped Steering Wheel	—	○	●	●	●
Heated Second-Row Outboard Seats	—	—	○	●	●
Rear Air Vents [Double Cab and Crew Cab Models]	●	●	●	●	●
Rear Seatback Storage	—	○	●	●	●
All-Weather Floor Liners With AT4 Logo [Accessory]	—	—	—	○	—
Premium Floor Liners With Removable Carpet Inserts	—	—	○	●	○
Bose® Premium Audio System With Richbass Woofer	—	—	○	○	●
<b>EXTERIOR</b>					
Vertical Trailing Mirrors [Power-Fold/-Extend on SLT, AT4 and Denali]	●	●	●	●	●
World's First Six-Function GMC MultiPro™ Tailgate	○	●	●	●	●
MultiPro Audio System by KICKER® [Accessory]	—	○	○	○	○

● Standard ○ Available — Not Available

### SELECT PACKAGES

See your GMC dealer or gmc.com for more package details and requirements.

#### SIERRA

**CONVENIENCE PACKAGE** Includes keyless entry, EZ-Lift Tailgate [power-lock and -release], tinted glass, LED cargo bed lighting, rear-window defogger, cruise control and outside power-adjustable vertical trailing mirrors with heated upper glass; Regular Cab also includes power windows [express-up/-down driver and express-down passenger] and power door locks

#### SAFETY CONFIDENCE PACKAGE

Includes Forward Collision Alert<sup>3</sup>, Automatic Emergency Braking<sup>3</sup>, cruise control, steering-wheel audio controls and 4.2" diagonal color Driver Information Center

#### MAX TRAILERING PACKAGE

Includes Heavy-Duty Front Spring/Camper Package, 17" forged polished aluminum wheels, Gooseneck/Fifth-Wheel Prep Package [does not include spray-on bedliner or removable bed caps] [available only on 2WD 3500 Regular Cab DRW model and requires available 6.6L Duramax Turbo Diesel V8 engine]

KEY FEATURES	SIERRA	SLE	SLT	AT4	DENALI
<b>EXTERIOR CONTINUED</b>					
Spray-on Bedliner	○	○	○	●	●
12 Cargo Bed Tie-Downs	●	●	●	●	●
Front Recovery Hooks <sup>3</sup>	●	●	●	●	●
Side Bed Steps	●	●	●	●	●
CornerStep Rear Bumper	●	●	●	●	●
LED Fog Lamps	—	○	●	●	●
LED Roof Marker Lamps [Standard on all 3500 Heavy Duty Dual Rear Wheel [DRW] Models]	○	○	○	○	●
LED Wheel Arch Lamps	●	●	●	●	●
Power-Retractable Assist Steps With LED Perimeter Lighting	—	—	—	—	○
<b>TECHNOLOGY &amp; SAFETY</b>					
ProGrade™ Trailing System With In-Vehicle Trailing App <sup>4</sup>	—	○	●	●	●
Extended-Hold Hill Start Assist	●	●	●	●	●
Multicolor 15" Diagonal Head-Up Display	—	—	—	○	○
Rear Camera Mirror <sup>5</sup>	—	—	—	○	○
High Definition Surround Vision <sup>6</sup> With 2 Trailer-View Camera Provisions	—	—	○	○	●
Bed View Camera <sup>5</sup> [Double Cab and Crew Cab Models]	○	○	○	○	●
Front and Rear Park Assist <sup>6</sup>	○	○	○	○	●
Lane Change Alert With Side Blind Zone Alert <sup>7</sup>	○	○	○	○	●
Lane Departure Warning <sup>8</sup>	—	○	○	○	●
Forward Collision Alert <sup>3</sup>	○	○	○	○	●
Safety Alert Seat <sup>9</sup>	—	—	○	○	●
Wireless Charging <sup>5</sup>	—	—	○	○	●
Wireless Apple CarPlay™ <sup>10</sup> Compatibility	—	○	●	●	●
Wireless Android Auto™ <sup>11</sup> Compatibility	—	○	●	●	●
SiriusXM® <sup>12</sup> [With All Access 3-Month Trial Subscription]	○	●	—	—	—
SiriusXM with 360L™ [With All Access 3-Month Trial Subscription]	—	—	●	●	●

#### SLE

**CONVENIENCE PACKAGE** Includes dual-zone climate control, 10-way power driver seat including power lumbar, heated driver and front outboard passenger seats, heated steering wheel, manual-tilt and -telescoping steering column, rear-window defogger, keyless open and start, steering-column lock, remote start, content theft alarm, front 40/20/40 split bench with under-seat storage on Crew Cab and Double Cab models, 2 charge-only USB ports<sup>13</sup> for second row, LED cargo bed lighting, rear auxiliary 12-volt power outlet and fog lamps; Single Rear Wheel [SRW] models also include roof marker lamps and rear wheelhouse liners

### SELECT PACKAGES CONTINUED

**SLE VALUE PACKAGE** Includes SLE Convenience Package and spray-on bedliner [Crew Cab and Double Cab models]

**SLT PREFERRED PACKAGE** Includes 120-volt power outlet, 120-volt bed-mounted power outlet, 8" diagonal Premium GMC Infotainment System,<sup>12</sup> SiriusXM with 360L™ [with All Access 3-month trial subscription], High Definition Rear Vision Camera,<sup>5</sup> 2 USB ports,<sup>11</sup> Hitch Guidance with Hitch View,<sup>5</sup> in-vehicle Trailing App,<sup>4</sup> HD Radio, Universal Home Remote, rear sliding power window [Crew Cab and Double Cab models] and cloth Rear-Seat Storage Package [Crew Cab models]

**SLE REMOTE START PACKAGE** Includes remote start and rear-window defogger

#### SLT

**SLT CONVENIENCE PACKAGE** Includes bucket seats with center console, ventilated front seats, rear sliding power window, Universal Home Remote, 2 USB ports<sup>11</sup> [inside console with bucket seats] with auxiliary input; Single Rear Wheel [SRW] models also include LED roof marker lamps; Crew Cab models also include rear heated seats

**SLT PREFERRED PACKAGE** Includes Bed View Camera,<sup>5</sup> High Definition Surround Vision<sup>6</sup> with 2 auxiliary trailer-view camera provisions, 8" diagonal Premium GMC Infotainment System<sup>12</sup> with Navigation,<sup>13</sup> Bose Premium Audio System with Richbass woofer and wireless charging<sup>5</sup>

**SLT PREMIUM PACKAGE** Includes SLT Convenience Package, SLT Preferred Package, Driver Alert Package I, spray-on bedliner, 6" rectangular, cab-length chrome assist steps [Crew Cab models only] and 6" rectangular chrome assist steps [Double Cab models only]

#### AT4

**AT4 PREFERRED PACKAGE** Includes Bed View Camera,<sup>5</sup> High Definition Surround Vision<sup>6</sup> with 2 auxiliary trailer-view camera provisions, Universal Home Remote, rear sliding power window, 8" diagonal Premium GMC Infotainment System<sup>12</sup> with Navigation,<sup>13</sup> Bose Premium Audio System with Richbass woofer, roof marker lamps and wireless charging<sup>5</sup>

**AT4 PREMIUM PLUS PACKAGE** Includes AT4 Preferred Package, Driver Alert Package I, Driver Alert Package II, 20" machined aluminum wheels with high-gloss black accents, power sunroof, Technology Package and AT4 high-clearance steps

#### DENALI

**DENALI ULTIMATE PACKAGE** Includes Technology Package and power sunroof

**DENALI BLACK DIAMOND EDITION** Includes 6.6L Duramax Turbo Diesel engine, Ebony Twilight Metallic exterior color, Denali Ultimate Package, auxiliary trailer camera, MultiPro Audio System by KICKER<sup>®14</sup> premium front and rear floor liners with removable carpet inserts, Trailer Tire Pressure Monitoring System,<sup>14</sup> power-retractable assist steps with stainless steel accents and LED perimeter lighting; Single Rear Wheel [SRW] models also include 20" high-gloss black painted aluminum wheels

#### ADDITIONAL PACKAGES

**DRIVER ALERT PACKAGE I<sup>15</sup>** Includes Front and Rear Park Assist, Lane Change Alert with Side Blind Zone Alert, Rear Cross Traffic Alert and perimeter lighting [available on Base Sierra, SLE, SLT and AT4]

**DRIVER ALERT PACKAGE II<sup>16</sup>** Includes Forward Collision Alert, Lane Departure Warning, Automatic Emergency Braking, IntelliBeam—Auto High Beams and Following Distance Indicator [available on SLE, SLT and AT4]

**TECHNOLOGY PACKAGE** Includes Rear Camera Mirror,<sup>5</sup> multicolor 15" diagonal Head-Up Display and 8" digital Driver Information Center [available on AT4 and Denali]

**X31 OFF-ROAD AND PROTECTION PACKAGE** Includes off-road suspension with twin-tube Rancho<sup>®</sup> shocks, Hill Descent Control, skid plates, spray-on bedliner, all-weather floor liners, X31 badge on bed, 18" machined aluminum wheels with Dark Gray Metallic accents and all-terrain blackwall tires [SLE Double Cab and Crew Cab] and 20" machined aluminum wheels with Bright Silver accents and all-terrain blackwall tires [SLT] [available on SRW Double Cab and Crew Cab SLE and SLT]

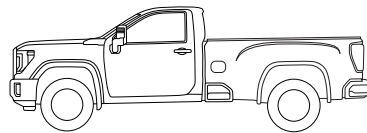
**X31 OFF-ROAD PACKAGE** Requires 4WD model. Includes off-road suspension with twin-tube Rancho shocks, Hill Descent Control, skid plates and X31 hard badge on bed. Not available with Dual Rear Wheel [DRW] models [available on SRW Base Sierra, SLE and SLT].

**SNOWPLOW PREP/CAMPER PACKAGE** Requires 4WD model. Includes 220-amp alternator, increased front GAWR, skid plates, pass-through dash grommet hole and roof emergency light provisions [available on all trims].

**GOOSENECK/FIFTH-WHEEL PREP PACKAGE** Includes hitch platform with tray to accept ball, stamped bed holes with removable caps installed, integrated trailer brake controller on Base Sierra models and bed-mounted 7-pin trailer harness. Additional package content including Bed View Camera<sup>5</sup> and spray-on bedliner varies by trim. See your dealer or gmc.com for more details [available on all trims].


**HEAVY-DUTY FRONT SPRING/CAMPER PACKAGE** Includes increased front GAWR [available on all trims]

### SIERRA HEAVY DUTY CAB AND BED CONFIGURATIONS



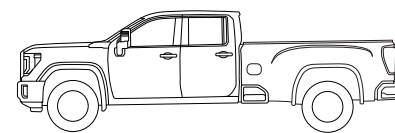
#### REGULAR CAB LONG BED

Available on Base Sierra and SLE in single- or dual-rear-wheel configurations.



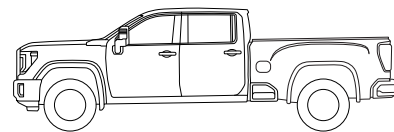
#### DOUBLE CAB STANDARD BED

Available on Base Sierra, SLE and 2500 HD SLT in single-rear-wheel configurations.



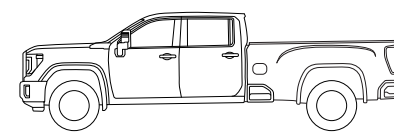
#### DOUBLE CAB LONG BED

Available on Base Sierra and SLE in single- or dual-rear-wheel configurations. Available on 2500 HD SLT in single-rear-wheel configuration only.



#### CREW CAB STANDARD BED

Available on Base Sierra, SLE, SLT, AT4 and Denali in single-rear-wheel configurations.



#### CREW CAB LONG BED

Available on Base Sierra, SLE, SLT and Denali in single- or dual-rear-wheel configurations. Available on AT4 in single-rear-wheel configuration only.

<sup>1</sup>This tire has a reduction in conventional trailering capacity. Available on 2500 Heavy Duty models only. See your dealer for details. <sup>2</sup>Non-GM warranty. Limited warranty by KICKER<sup>®</sup> 3 years/36,000 miles, whichever comes first. For more information, contact your dealer. <sup>3</sup>To avoid the risk of injury, never use recovery hooks to tow a vehicle. For more information, see the Recovery Hooks section of the vehicle Owner's Manual. <sup>4</sup>App functionality and features vary with vehicle equipment and trim level. Data connection may be required. Some features require active service plan and working electrical system. User terms and limitations apply. <sup>5</sup>Safety or driver-assistance features are no substitute for the driver's responsibility to operate the vehicle in a safe manner. Read the vehicle Owner's Manual for important feature limitations and information. <sup>6</sup>The system wirelessly charges one compatible mobile device. Some phones have built-in wireless charging technology and others require a special adapter/back cover. To check for phone or other device compatibility, see my.gmc.com/learn or consult your carrier. <sup>7</sup>Vehicle user interface is a product of Apple<sup>®</sup> and its terms and privacy statements apply. Requires compatible iPhone<sup>®</sup> and data plan rates apply. Apple CarPlay is a trademark of Apple, Inc. Siri, iPhone and Apple Music are trademarks of Apple, Inc., registered in the U.S. and other countries. <sup>8</sup>Vehicle user interface is a product of Google<sup>™</sup> and its terms and privacy statements apply. Requires the Android Auto app on Google Play and a compatible Android<sup>™</sup> smartphone. Data plan rates apply. You can check which smartphones are compatible at g.co/androidauto/requirements. Android Auto is a trademark of Google LLC. <sup>9</sup>If you decide to continue service after your trial, your selected subscription plan will automatically renew thereafter. You will be charged at then-current rates. Fees and taxes apply. To cancel, you must call SiriusXM at 1-866-635-2349. See SiriusXM Customer Agreement for complete terms at siriusxm.com. All fees and programming subject to change. ©2020 SiriusXM Radio, Inc. All rights reserved. <sup>10</sup>Some features, including streaming content and listening recommendations, require GM connected vehicle services. GM connected vehicle services vary by vehicle model and require active service plan, working electrical system, cell reception and GPS signal. See onstar.com for details and limitations. <sup>11</sup>Not compatible with all devices. <sup>12</sup>Functionality varies by model. Full functionality requires compatible Bluetooth<sup>®</sup> and smartphone, and USB connectivity for some devices. <sup>13</sup>Map coverage available in the United States, Puerto Rico and Canada. <sup>14</sup>Requires available Trailer Tire Pressure Monitoring System and installation of trailer tire pressure monitor sensors.



## SIERRA HEAVY DUTY BY THE NUMBERS

### 6.6L DURAMAX TURBO DIESEL TRAILER WEIGHT RATINGS<sup>1</sup>

	CAB	BED	MAX GVWR (LBS) <sup>2</sup>	MAX GCWR (LBS) <sup>3</sup>	MAX CONVENTIONAL HITCH (LBS)	MAX FIFTH-WHEEL HITCH (LBS)	MAX GOOSENECK HITCH (LBS)	MAX PAYLOAD (LBS) <sup>4</sup>
2500	Reg 2WD	Long	10,750	26,000	14,500	18,510	18,510	3,715
	Reg 4WD	Long	10,960	26,000	14,500	18,190	18,190	3,650
	Double 2WD	Standard	10,900	26,000	14,500	18,200	18,200	3,561
	Double 4WD	Standard	11,200	26,000	14,500	17,890	17,890	3,546
	Double 2WD	Long	11,100	26,000	14,500	18,040	18,040	3,595
	Double 4WD	Long	11,450	26,000	14,500	17,750	17,750	3,657
	Crew 2WD	Standard	11,050	27,500	18,500	18,500	18,500	3,553
	Crew 4WD	Standard	11,350	27,500	18,500	18,500	18,500	3,563
	Crew 2WD	Long	11,200	27,500	18,500	18,500	18,500	3,536
	Crew 4WD	Long	11,550	27,500	18,500	18,500	18,500	3,597
3500 SRW	Reg 2WD	Long	11,500	29,700	14,500	21,500	21,500	4,215
	Reg 4WD	Long	11,800	29,700	14,500	21,500	21,500	4,217
	Double 2WD	Long	11,850	29,700	14,500	21,490	21,490	4,130
	Double 4WD	Long	12,150	29,700	14,500	21,210	21,210	4,148
	Crew 2WD	Standard	11,750	29,700	20,000	21,500	21,500	4,135
	Crew 4WD	Standard	12,100	29,700	20,000	21,300	21,300	4,185
	Crew 2WD	Long	11,900	29,700	20,000	21,330	21,330	4,013
3500 DRW	Crew 4WD	Long	12,250	29,700	20,000	21,040	21,040	4,078
	Reg 2WD	Long	14,000	43,900	20,000	32,000	36,000	6,523
	Reg 4WD	Long	14,000	40,000	20,000	31,760	31,760	6,196
	Double 2WD	Long	14,000	40,000	20,000	31,500	31,500	6,059
	Double 4WD	Long	14,000	40,000	20,000	31,340	31,340	5,777
	Crew 2WD	Long	14,000	40,000	20,000	31,400	31,400	5,892
	Crew 4WD	Long	14,000	40,000	20,000	31,180	31,180	5,662

### ENGINE SPECIFICATIONS

ENGINE	BORE & STROKE (IN./MM)	BLOCK MATERIAL	CYLINDER HEAD MATERIAL	COMPRESSION RATIO	VALVETRAIN	FUEL DELIVERY	HORSEPOWER	TORQUE
6.6L Duramax Turbo Diesel V8 [L5P]	4.05 x 3.89 / 103 x 99	Cast iron	Cast aluminum	16 : 1	Overhead valve, four valves per cylinder	Common-rail direct fuel injection	445 @ 2800	910 @ 1600
6.6L gasoline V8 (L8T)	4.06 x 3.86 / 103.25 x 98	Cast iron with nodular iron main caps	Cast aluminum	10.75 : 1	Overhead valve, two valves per cylinder, Variable Valve Timing	Direct fuel injection	401 @ 5200	464 @ 4000

### 6.6L GAS ENGINE TRAILER WEIGHT RATINGS<sup>1</sup>

	CAB	BED	MAX GVWR (LBS) <sup>2</sup>	MAX GCWR (LBS) <sup>3</sup>	MAX CONVENTIONAL HITCH (LBS)	MAX FIFTH-WHEEL HITCH (LBS)	MAX GOOSENECK HITCH (LBS)	MAX PAYLOAD (LBS) <sup>4</sup>
2500	Reg 2WD	Long	10,150	24,000	14,500	17,370	17,370	3,979
	Reg 4WD	Long	10,450	24,000	14,500	17,060	17,060	3,965
	Double 2WD	Standard	10,250	24,000	14,500	17,050	17,050	3,762
	Double 4WD	Standard	10,550	24,000	14,500	16,740	16,740	3,747
	Double 2WD	Long	10,400	24,000	14,500	16,930	16,930	3,792
	Double 4WD	Long	10,750	24,000	14,500	16,650	16,650	3,854
	Crew 2WD	Standard	10,350	24,000	14,500	16,940	16,940	3,751
	Crew 4WD	Standard	10,650	24,000	14,500	16,650	16,650	3,760
	Crew 2WD	Long	10,500	24,000	14,500	16,840	16,840	3,800
	Crew 4WD	Long	10,850	24,000	14,500	16,550	16,550	3,862
3500 SRW	Reg 2WD	Long	10,750	24,000	14,500	17,200	17,200	4,481
	Reg 4WD	Long	11,100	24,000	14,500	16,950	16,950	4,534
	Double 2WD	Long	11,100	24,000	14,500	16,700	16,700	4,373
	Double 4WD	Long	11,400	24,000	14,500	16,500	16,500	4,391
	Crew 2WD	Standard	11,000	24,000	14,500	16,700	16,700	4,316
	Crew 4WD	Standard	11,350	24,000	14,500	16,530	16,530	4,365
	Crew 2WD	Long	11,150	24,000	14,500	16,700	16,700	4,333
3500 DRW	Crew 4WD	Long	11,500	24,000	14,500	16,410	16,410	4,398
	Reg 2WD	Long	14,000	24,000	16,800	16,800	16,800	7,442
	Reg 4WD	Long	14,000	24,000	16,800	16,710	16,710	7,145
	Double 2WD	Long	14,000	24,000	16,400	16,400	16,400	6,985
	Double 4WD	Long	14,000	24,000	16,390	16,270	16,270	6,703
	Crew 2WD	Long	14,000	24,000	16,300	16,200	16,200	6,894
	Crew 4WD	Long	14,000	24,000	16,240	16,120	16,120	6,610

### TRANSMISSION SPECIFICATIONS

TRANSMISSION TYPE	GEAR RATIOS (1:1)	FIRST	SECOND	THIRD	FOURTH	FIFTH	SIXTH	SEVENTH	EIGHTH	NINTH	TENTH	REVERSE	FINAL DRIVE RATIO
Allison 10-speed automatic (6.6L Duramax Turbo Diesel V8)	10L1000	4.54	2.87	2.06	1.72	1.48	1.26	1.00	0.85	0.69	0.63	4.54	3.42
6L90 6-speed automatic (6.6L gasoline V8)	6L90	4.03	2.36	1.53	1.15	0.85	0.67	-	-	-	-	3.06	3.73


<sup>1</sup>Requires properly equipped vehicle. Maximum trailering ratings are intended for comparison purposes only. Before you buy a vehicle or use it for trailering, carefully review the trailering section of the Owner's Manual. The trailering capacity of your specific vehicle may vary. The weight of passengers, cargo and accessories may reduce the amount you can trailer. <sup>2</sup>Maximum Gross Vehicle Weight Rating (GVWR). When properly equipped; includes weight of vehicle, passengers, cargo and equipment. <sup>3</sup>Gross Combination Weight Rating (GCWR) when properly equipped; includes weight of vehicle and trailer combination, including the weight of driver, passengers, fuel, optional equipment and cargo in the vehicle and trailer. <sup>4</sup>These maximum payload ratings are intended for comparison purposes only. Before you buy a vehicle or use it to haul people or cargo, carefully review the vehicle loading section of the Owner's Manual and check the carrying capacity of your specific vehicle on the label on the inside of the driver's doorjamb.






## FIND YOUR TRUE COLORS

### EXTERIOR COLORS




ONYX BLACK<sup>1</sup>




SUMMIT WHITE




PACIFIC BLUE METALLIC<sup>1</sup>



BROWNSTONE METALLIC<sup>1,2</sup>



QUICKSILVER METALLIC<sup>1,3</sup>




EBONY TWILIGHT METALLIC<sup>1,4</sup>




CAYENNE RED TINTCOAT<sup>1,4</sup>




CARDINAL RED<sup>1,2,3</sup>



WHITE FROST TRICOAT<sup>1,3,4,5</sup>




CARBON BLACK METALLIC<sup>1</sup>  
DENALI-EXCLUSIVE-LIMITED AVAILABILITY




HUNTER METALLIC<sup>1</sup>  
DENALI-EXCLUSIVE-LATE AVAILABILITY

### INTERIOR COLORS

#### BASE SIERRA TRIM




JET BLACK/JET BLACK CLOTH




JET BLACK/JET BLACK VINYL

#### SLE




DARK WALNUT/SLATE CLOTH



JET BLACK/JET BLACK CLOTH




ARENITE TONE




AEGIS PATTERNED ALUMINUM

#### SLT



DARK WALNUT/SLATE PERFORATED FRONT  
OUTBOARD LEATHER-APPOINTED



JET BLACK/JET BLACK PERFORATED FRONT  
OUTBOARD LEATHER-APPOINTED




CYPRESS WOOD TONE




AEGIS PATTERNED ALUMINUM


#### AT4



JET BLACK/JET BLACK PERFORATED  
FRONT LEATHER SEATING SURFACES  
WITH KALAHARI ACCENTS




TECHNICAL APPEARANCE




DARK BRUSHED ALUMINUM


#### DENALI




DARK WALNUT/DARK ASH GRAY  
FORGE PERFORATED LEATHER  
SEATING SURFACES



JET BLACK/JET BLACK FORGE  
PERFORATED LEATHER  
SEATING SURFACES



ASH WOOD



BRUSHED ALUMINUM

<sup>1</sup>Extra-cost color. <sup>2</sup>Not available on Denali. <sup>3</sup>Not available on AT4. <sup>4</sup>Not available on Base Sierra trim. <sup>5</sup>Not available on SLE.





## PRECISION-CRAFTED FROM THE GROUND UP

2500 AND 3500 HD SINGLE REAR WHEEL (SRW) MODELS:



# 17"

**17" Painted Steel (PYN)** Standard on Base Sierra 2500 Heavy Duty

**17" Machined Aluminum (PYQ)** Standard on 2500 HD SLE; Available on Base Sierra 2500 Heavy Duty



# 18"

**18" Painted Steel (PYT)** Standard on Base Sierra 3500 Heavy Duty; Available on Base Sierra 2500 Heavy Duty

**18" 6-Spoke Machined Aluminum With Dark Gray Metallic Accents (PXD)** Standard on 3500 HD SLE, 2500/3500 HD SLT and 2500/3500 HD AT4; Available on 2500 HD SLE



# 20"

**20" 6-Spoke Machined Aluminum With Bright Silver Accents (Q7R)** Available on 2500/3500 HD SLE and SLT

**20" 6-Spoke Machined Aluminum With High-Gloss Black Accents (PYU)** Available on 2500/3500 HD AT4

**20" Multidimensional Polished Aluminum (RQA)** Standard on 2500/3500 HD Denali

**20" Multidimensional High-Gloss Black Painted Aluminum (RTI)** Only Available on 2500/3500 HD Denali Black Diamond Edition

3500 HD DUAL REAR WHEEL (DRW) MODELS:

# 17"



**17" Painted Steel (P03)** Standard on Base Sierra 3500 Heavy Duty

**17" Painted Steel With Chrome Overlay (P06)** Standard on 3500 HD SLE and SLT



**17" Forged Polished Aluminum (RS7)** Standard on 3500 HD Denali DRW; Available on Base Sierra 3500 Heavy Duty With Enhanced Towing Package and on SLT Crew Cab

ACCESSORY WHEELS:<sup>1</sup>



# 20"

**20" High-Gloss Black Painted (SHH)** Available on 2500/3500 HD AT4 SRW and 2500/3500 HD Denali SRW

**20" Chrome Aluminum (SHL)** Available on 2500/3500 HD Denali SRW

**20" Multidimensional Chrome Aluminum (SKW)** Available on 2500/3500 HD Denali SRW

**20" Black Aluminum With Machined Accents (SKX)** Available on 2500/3500 HD AT4 SRW and 2500/3500 HD Denali SRW

<sup>1</sup>Use only GM-approved tire and wheel combinations. See [gmc.com/accessories](http://gmc.com/accessories) for important tire and wheel information, or see your dealer.






24



# JUST YOUR STYLE



- PREMIUM ALL-WEATHER FLOOR LINERS IN JET BLACK WITH AT4 LOGO
- HARD TRI-FOLD TONNEAU COVER FOR STANDARD BED
- MOLDED SPLASH GUARDS
- 2<sup>5</sup>/<sub>16</sub>" GOOSENECK TRAILER HITCH BALL ASSEMBLY

GMC Accessories are a great way to personalize your Sierra Heavy Duty—inside and out. They're designed and engineered to meet the Professional Grade standards of your Sierra Heavy Duty, as well as your own. We also offer accessories from a lineup of other renowned and proven manufacturers.

Find a full selection of Sierra Heavy Duty accessories at [gmc.com/accessories](https://gmc.com/accessories).

<sup>1</sup>Late-availability accessory wheels shown. Use only GM-approved tire and wheel combinations. See [gmc.com/accessories](https://gmc.com/accessories) for important tire and wheel information, or see your dealer.



Front and Rear Fender Flare Set in Summit White, Black Sport Steps and 20" High-Gloss Black Painted Wheels (SHH).<sup>1</sup>





# DRIVE THE CONVERSATION

## NEW VEHICLE LIMITED WARRANTY

**3-YEAR/36,000-MILE BUMPER-TO-BUMPER LIMITED WARRANTY** GMC will warrant each 2021 Sierra Heavy Duty from bumper to bumper for 3 years/36,000 miles (whichever comes first; see dealer for details), with no deductible, from the original in-service date of the vehicle, for warrantable repairs that are required as a result of defects due to materials and/or workmanship. Cosmetic corrosion resulting from defects is also covered under the Bumper-to-Bumper Limited Warranty. In addition, rust-through corrosion will be covered for 6 years/100,000 miles (whichever comes first; see dealer for details).

**POWERTRAIN LIMITED WARRANTY** Every 2021 GMC Sierra Heavy Duty comes with a 5-year/60,000-mile (whichever comes first) transferable Powertrain Limited Warranty. 24/7 Roadside Assistance and Courtesy Transportation are also offered for the duration of the Powertrain Limited Warranty. Sierra 2500 and 3500 Series Heavy Duty (HD) pickups equipped with a 6.6L Duramax Turbo Diesel engine are covered by a 5-year/100,000-mile (whichever comes first) transferable Powertrain Limited Warranty. 24/7 Roadside Assistance and Courtesy Transportation are also offered for the duration of the Powertrain Limited Warranty. Please see your GMC dealer for details.

## ONSTAR® AND GMC CONNECTED SERVICES

Connected vehicle services vary by vehicle model and require working electrical system, cell reception and GPS signal. Requires active service plan. OnStar links to emergency services. See [onstar.com](http://onstar.com) for details and limitations.

## GMC CERTIFIED SERVICE

To help your Sierra Heavy Duty live up to its performance promise, GMC Certified Service—found exclusively at your GMC dealer—is there. With all the engineering excellence in Sierra Heavy Duty, GM-trained technicians have the expertise to help care for it.

## ADDITIONAL NOTES

**A NOTE ON CHILD SAFETY** Always use seat belts and the correct child restraint for your child's age and size, even with airbags. Even in vehicles equipped with the Passenger Sensing System, children are safer when properly secured in a rear seat in the appropriate infant, child or booster seat. Never place a rear-facing infant restraint in the front seat of any vehicle equipped with an active frontal airbag. See the Owner's Manual and the child safety seat instructions for more safety information.

**TRAILERING AND OFF-ROAD DRIVING INFORMATION** Please go to [gmc.com](http://gmc.com) and carefully review the vehicle Owner's Manual for important safety information about trailering or off-road driving in your vehicle.

**FLEET ORDERS** Some standard content may be deleted on fleet orders. See dealer for details.

**ENGINES** GMC products are equipped with engines produced by GM Powertrain or other suppliers to GM worldwide. The engines in GMC products may also be used in other GM makes and models.

**GMC.COM** See more of Sierra Heavy Duty on our website: [gmc.com/sierraheavyduty](http://gmc.com/sierraheavyduty). More photos and information; hot links to related subjects; convenient dealer locator; pricing guide; spec out your own vehicle. Or call 1-800-GMC-8782.



**IMPORTANT WORDS ABOUT THIS CATALOG** We have tried to make this catalog comprehensive and factual. We reserve the right, however, to make changes at any time, without notice, in prices, colors, materials, equipment, specifications, models and availability. Specifications, dimensions, measurements, ratings and other numbers in this catalog and other printed materials provided at the dealership or affixed to vehicles are approximations based on design and engineering drawings, prototypes and laboratory tests. Your vehicle may differ due to variations in manufacture and equipment. Since some information may have been updated since the time of printing, please check with your GMC dealer for complete details. GMC reserves the right to lengthen or shorten the model year for any product for any reason or to start and end model years at different times. Certain vehicle features may lose their usefulness over time due to obsolescence from technological changes. Unless otherwise noted, all claims based on GM Large Pickup segment and latest available competitive information available at time of publication. Excludes other GM vehicles.

**AN IMPORTANT NOTE ABOUT ALTERATIONS AND WARRANTIES** Installations or alterations to the original equipment vehicle (or chassis) as distributed by General Motors are not covered by the General Motors New Vehicle Limited Warranty. The special body company, assembler, equipment installer or upfitter is solely responsible for warranties on the body or equipment and any alterations (or any effect of the alterations) to any of the parts, components, systems or assemblies installed by GM. General Motors is not responsible for the safety or quality of design, features, materials or workmanship of any alterations by such employers.

**ASSEMBLY** GMC vehicles and their components are assembled or produced by different operating units of General Motors, its subsidiaries or suppliers to GM worldwide. We sometimes find it necessary to produce GMC vehicles with different or differently sourced components than originally scheduled. Since some options may be unavailable when your vehicle is assembled, we suggest you verify that your vehicle includes the equipment you ordered and that, if there were changes, they are acceptable to you.

**GMMOBILITY.COM** (1-800-323-9935) GM Mobility offers financial assistance for eligible adaptive equipment to make automotive travel easier for persons with disabilities or special transportation needs. To learn more about special GM Mobility offers, visit [gmmobility.com](http://gmmobility.com).

©2020 General Motors. All rights reserved. GM, the GM logo, GMC, the slogans, emblems, vehicle model names, vehicle body designs and other marks appearing in this catalog are the trademarks and/or service marks of General Motors, its subsidiaries, affiliates or licensors. Facebook is a registered trademark of Facebook, Inc. Twitter is a registered trademark of Twitter, Inc. YouTube is a registered trademark of Google LLC. Instagram is a registered trademark of Instagram, LLC. Android Auto is a trademark of Google LLC. Apple, CarPlay, iPhone and Siri are registered trademarks of Apple, Inc. Sirius, XM and all related marks and logos are trademarks of SiriusXM Radio, Inc.



[GMC.COM](http://GMC.COM) | [#GMC](https://www.instagram.com/gmc) | [#LIKEAPRO](https://www.instagram.com/gmc) | [#GMC SierraHD](https://www.instagram.com/gmc)

